

Cadiz Stable Fund

REGULATION 28 COMPLIANT

Fund Information

FUND OBJECTIVE

The fund aims to provide investors with real returns (inflation plus 3%) over rolling 3 year periods, while minimising the risk of capital loss over a one year period.

WHAT DOES THE FUND INVEST IN?

The fund invests in equities, fixed interest instruments, listed property and cash. The intended maximum limits are: up to 40% in equities, 25% in listed property, 30% in offshore assets plus an additional 10% in Africa (excl. South Africa). Derivative strategies may also be used to mitigate the risk of capital loss.

WHO IS THE FUND SUITABLE FOR?

- Investors seeking a low to medium risk multi asset fund.
- Retirees who wish to protect their investment from inflation erosion.
- Those seeking capital preservation.
- Investors who have at least a 3 year investment horizon.

INVESTMENT PHILOSOPHY AND PROCESS

We apply a long-term, bottom-up, valuation driven process to uncover the most attractive risk-adjusted return opportunities for the various asset classes available for investment. We follow an absolute process and construct portfolios to maximise returns for an acceptable level of downside risk.

Our equity investment approach is rooted in the belief that there are two values for every share, the first being the current market price, and the second what the business is worth to a knowledgeable buyer. This is referred to as intrinsic value, and the time to buy is when there is a large difference between the market price and intrinsic value, and the time to sell is when this price difference narrows. We determine intrinsic value by performing a detailed analysis of the financial statements and a qualitative assessment of the business and management quality.

FEES ON CLASS A (EXCLUDING VAT)

Initial fee: 0%
Annual Management fee: 1.00%

PERFORMANCE FEE

None


TOTAL EXPENSE RATIO (TER) AND TRANSACTION COSTS

Cadiz Stable Fund (Class A)

PERIOD (ANNUALISED) | FEBRUARY 2016 - 31 MARCH 2019

Total expense ratio	1.20%
Transaction costs	0.20%
Total investment charge	1.40%

RISK VS REWARD



FUND MANAGERS



Brian Munro
Head of Multi Assets



Razeen Dinath
Head of Equity Research

GENERAL INFORMATION

Inception	3 September 2012
Benchmark	CPI+3% pa net of fees over rolling 3 years. No negative returns over rolling 12 months
Sector	ASISA SA Multi Asset Low Equity
Fund Class	A
Fund Size	R283 million
Regulation 28 compliant	Yes
Minimum Investment	Lump sum: R5 000 Monthly: R500 Adhoc: R500
Income Distribution (Class A)	Bi-annual (end June and end December)
ISIN Code	ZAE 000170205
Domicile	South Africa
JSE Code	CASF

CONTACT DETAILS

A PO Box 44547, Claremont, 7735 | Alphen Estate, Alphen Drive, Contantia 7806 | T 08000 CADIZ (22349) | F 0861 022 349 | E investorservices@cadiz.co.za | www.cadiz.co.za

Disclaimer: This document is for information only and does not constitute advice or a solicitation for funds. No warranty, expressed or implied, as to the accuracy, timeliness, completeness, merchantability or fitness for any particular purpose of any such information is given or made by Cadiz in any form or manner whatsoever. Investors should note that the value of an investment is dependent on numerous factors which may include, but not limited to, share price fluctuations, interest and exchange rates and other economic factors. Performance is further affected by uncertainties such as changes in government policy, taxation and other legal or regulatory developments. Collective Investment Schemes in Securities (unit trusts) are generally medium- to long-term investments. The value of participatory interests (units) may go down as well as up and past performance is not necessarily a guide to the future. Unit trusts are traded at ruling prices and can engage in scrip lending and borrowing. Unit trust prices are calculated on a net asset value basis, which is the total value of all assets in the portfolio including any income accruals and less any permissible deductions (brokerage, UST, VAT, auditor's fees, bank charges, trustee and custodian fees and the annual management fee) from the portfolio, divided by the number of units in issue. A schedule of fees, charges and maximum commissions is available on request from Cadiz Collective Investments. Commission and incentives may be paid, and if so, are included in the overall costs. Portfolios may be closed. Forward pricing is used. Cadiz Collective Investments' portfolios are valued daily at 15:00. Instructions must reach Cadiz Collective Investments before 14:00 (11:00 for Cadiz Money Market Fund) to ensure same day value. Cadiz Collective Investments (RF) (Pty) Ltd - Co. Reg. No. 2004/032263/07. Address: PO Box 816, Constantia, 7848. A member of the Association of Savings & Investment South Africa. Trustees: ABSA Capital Investor Services, Cadiz Funds (Pty) Ltd an authorised financial services provider (PSP 45442).

Cadiz Stable Fund

REGULATION 28 COMPLIANT

Class A as at 30 April 2019

GENERAL INFORMATION

Inception	3 September 2012
Fund category	ASISA SA Multi Asset Low Equity
Portfolio managers	Brian Munro & Razeen Dinath
Fund Size	R283 million
Benchmark	CPI+3% pa net of fees over rolling 3 years. No negative returns over rolling 12 months
Performance fee	None

RISK STATISTICS* (FOR CLASS A)

Sharpe ratio annualised	Fund 0.1
Maximum drawdown	-7.2%
Highest annual return	8.4%
Lowest annual return	2.0%

* Risk statistics for Class A refers to the highest and lowest actual 12 month return over the related period since the inception of the fund.

PERFORMANCE 30/04/2019

	Fund	Benchmark	Outperformance
1 Year	8.6%	7.6%	1.0%
2 Years (annualised)	6.4%	7.3%	(0.9%)
3 Years (annualised)	7.4%	8.0%	(0.6%)
5 Years (annualised)	6.0%	8.1%	(2.1%)
Since inception annualised	6.5%	8.5%	(2.0%)

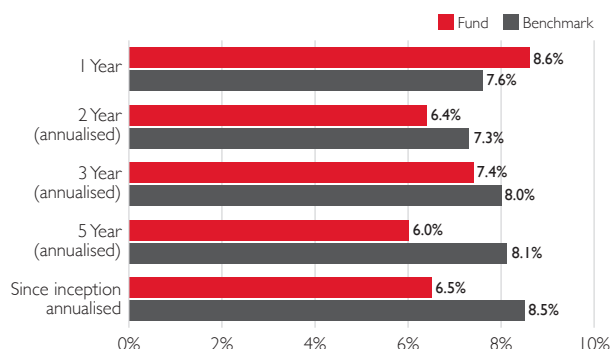
Source: Morningstar

TOP 10 HOLDINGS

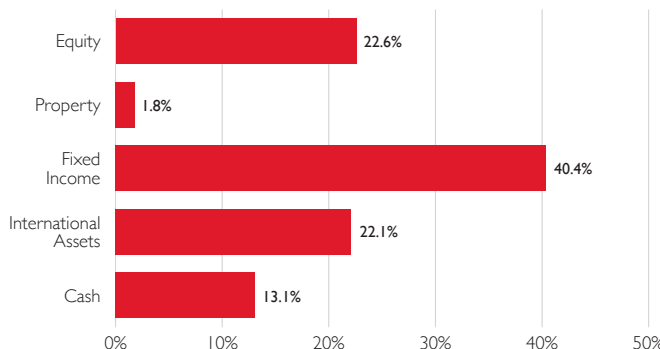
March 2019	April 2019
Naspers	Naspers
British American Tobacco	British American Tobacco
MTN	MTN
Bed, Bath & Beyond	Mediclinic International
Mediclinic International	Facebook Inc
Gilead Sciences Inc	Tiger Brands
Facebook Inc	Gilead Sciences Inc
Standard Bank	Standard Bank
Franklin Resources	Firststrand
Macy's	Franklin Resources

Source: Cadiz Asset Management

FUND RETURNS VS BENCHMARK



EFFECTIVE ASSET ALLOCATION EXPOSURE



RISK VS REWARD



CONTACT DETAILS

A PO Box 44547, Claremont, 7735 | Alphen Estate, Alphen Drive, Contantia 7806 | T 08000 CADIZ (22349) | F 0861 022 349 | E investorservices@cadiz.co.za | www.cadiz.co.za

Disclaimer: This document is for information only and does not constitute advice or a solicitation for funds. No warranty, expressed or implied, as to the accuracy, timeliness, completeness, merchantability or fitness for any particular purpose of any such information is given or made by Cadiz in any form or manner whatsoever. Investors should note that the value of an investment is dependent on numerous factors which may include, but not limited to, share price fluctuations, interest and exchange rates and other economic factors. Performance is further affected by uncertainties such as changes in government policy, taxation and other legal or regulatory developments.

Collective Investment Schemes in Securities (unit trusts) are generally medium- to long-term investments. The value of participatory interests (units) may go down as well as up and past performance is not necessarily a guide to the future. Unit trusts are traded at ruling prices and can engage in scrip lending and borrowing. Unit trust prices are calculated on a net asset value basis, which is the total value of all assets in the portfolio including any income accruals and less any permissible deductions (brokerage, UST, VAT, auditor's fees, bank charges, trustee and custodian fees and the annual management fee) from the portfolio, divided by the number of units in issue. A schedule of fees, charges and maximum commissions is available on request from Cadiz Collective Investments. Commission and incentives may be paid, and if so, are included in the overall costs. Portfolios may be closed. Forward pricing is used. Cadiz Collective Investments' portfolios are valued daily at 15:00. Instructions must reach Cadiz Collective Investments before 14:00 (11:00 for Cadiz Money Market Fund) to ensure same day value. Cadiz Collective Investments (RF) (Pty) Ltd – Co. Reg. No. 2004/032263/07. Address: PO Box 816, Constantia, 7848. A member of the Association of Savings & Investment South Africa. Trustees: ABSA Capital Investor Services, Cadiz Funds (Pty) Ltd an authorised financial services provider (PSP 45442)

Cadiz Stable Fund

REGULATION 28 COMPLIANT

Quarterly Fund Manager Commentary – First Quarter 2019

PORTFOLIO COMMENTARY

The Cadiz Stable fund generated 4.97% for the quarter rebounding strongly as global equity markets recovered. This is compared to the fund's target benchmark of inflation +3% which grew by 1.19%. The quarterly results can be quite volatile and therefore we encourage our clients to ignore the short-term noise and focus on the longer-term results that the fund is producing. Over the last year, the fund delivered 10.5% outperforming inflation+3% of 7.2%.

Global recessionary fears faded as China's economic growth seems to be stabilising. US-China trade talks have also fed positive sentiment. The US Federal Reserve paused on hiking interest rates and the US, European and Japanese central banks have communicated that monetary policy would continue to be accommodative. Collectively, these events have supported equity markets.

Some positive key announcements at the end of the quarter were:

- Moody's confirmed South Africa's credit rating as investment grade which was a major relief to local bond and equity markets. South Africa has been given time to develop credible reform initiatives to boost the economy's growth prospects.
- The South African Reserve Bank (SARB) kept interest rates unchanged at 6.75%, as expected.

PERFORMANCE REVIEW

Stocks that contributed positively to performance were British American Tobacco, Philip Morris, Naspers, Facebook and Bed Bath and Beyond as well as the oil service and platinum stocks. These were some of the stocks that rebounded strongly after a poor end to 2018.

The main detractors of performance during the quarter were Woolworths, Macy's and CVS Health. As part of our process, we regularly re-evaluate each stock's investment case to see if anything has changed and whether the investment case still holds. For these 3 stocks, we believe their investment case is sound with the potential to deliver good long-term investment returns for the fund.

FUND POSITIONING

The fund's overall strategy has not changed. We prefer to be overweight high yielding corporate bonds that generate good income for our clients. Recently, we have increased this allocation as money market instruments have matured. The equity allocation is largely unchanged for the quarter.

There were some movements within Equities, selling Philip Morris and Starbucks after delivering handsome returns and have recycled this capital into Swatch and Shoprite. After Naspers unbundled MultiChoice Group, we have added to this position. We have summarised the investment case for MultiChoice and Shoprite below:

- MultiChoice Group (MCG) was spun-off from Naspers and listed on the JSE on 27 February 2019. It is an above average business with low financial risk. It is Africa's leading entertainment company with world-class technology and well-invested infrastructure which allows for the distribution of content across multiple platforms. The Group has a highly cash generative South African business and no financial debt. The concern is the African operations which is currently loss making, mainly due to large depreciations of the foreign currencies. MCG has built the network infrastructure in Africa and does not have to spend a lot more capital in this business. This business has a high fixed cost base and can grow earnings quickly as more subscribers are added. These concerns have kept the share price below our assessment of what we believe the business is worth which has enabled us to add to the position.
- Shoprite Holdings is an above average quality business that has a history of creating economic value for shareholders. The company is defensive in nature and generates resilient earnings and cash flows overtime. Its two main competitive advantages are economies of scale and a superior supply chain. The share price has been under pressure lately, as the Group's earnings have been temporarily impacted by currency movements in its Rest of Africa operations, allowing us to take an initial position. Were the share price to fall further, we would add to this investment.

We continue to remain disciplined in sticking to our investment philosophy and process and focus intently on protecting and growing your capital by investing in predominantly good businesses at attractive prices with capable management and low financial risk.

CONTACT DETAILS

A PO Box 44547, Claremont, 7735 | Alphen Estate, Alphen Drive, Contantia 7806 | T 08000 CADIZ (22349) | F 0861 022 349 | E investorservices@cadiz.co.za | www.cadiz.co.za

Disclaimer: This document is for information only and does not constitute advice or a solicitation for funds. No warranty, expressed or implied, as to the accuracy, timeliness, completeness, merchantability or fitness for any particular purpose of any such information is given or made by Cadiz in any form or manner whatsoever. Investors should note that the value of an investment is dependent on numerous factors which may include, but not limited to, share price fluctuations, interest and exchange rates and other economic factors. Performance is further affected by uncertainties such as changes in government policy, taxation and other legal or regulatory developments.

Collective Investment Schemes in Securities (unit trusts) are generally medium- to long-term investments. The value of participatory interests (units) may go down as well as up and past performance is not necessarily a guide to the future. Unit trusts are traded at ruling prices and can engage in scrip lending and borrowing. Unit trust prices are calculated on a net asset value basis, which is the total value of all assets in the portfolio including any income accruals and less any permissible deductions (brokerage, UST, VAT, auditor's fees, bank charges, trustee and custodian fees and the annual management fee) from the portfolio, divided by the number of units in issue. A schedule of fees, charges and maximum commissions is available on request from Cadiz Collective Investments. Commission and incentives may be paid, and if so, are included in the overall costs. Portfolios may be closed. Forward pricing is used. Cadiz Collective Investments' portfolios are valued daily at 15:00. Instructions must reach Cadiz Collective Investments before 14:00 (11:00 for Cadiz Money Market Fund) to ensure same day value. Cadiz Collective Investments (RF) (Pty) Ltd – Co. Reg. No. 2004/032263/07. Address: PO Box 816, Constantia, 7848. A member of the Association of Savings & Investment South Africa. Trustees: ABSA Capital Investor Services, Cadiz Funds (Pty) Ltd an authorised financial services provider (PSP 45442)

Cadiz Stable Fund

REGULATION 28 COMPLIANT

Important information regarding terms of use

Important information regarding terms of use

GENERAL INFORMATION AND RISKS

1. Collective Investment Schemes in Securities (unit trusts) are generally medium to long-term investments.
2. The value of participatory interests (units) may go down as well as up and past performance is not necessarily a guide to the future. The manager does not guarantee the capital, nor the income of the portfolio.
3. Unit trusts are traded at ruling prices and can engage in scrip lending and borrowing.
4. Portfolios are priced daily and prices can be obtained from the website and in the daily newspapers or on Profile Data. Figures quoted are from Morningstar Inc.
5. Unit trust prices are calculated on a net asset value basis, which is the total value of all assets in the portfolio including any income accruals and less any permissible deductions (brokerage, UST, VAT, auditor's fees, bank charges, trustee and custodian fees and the annual management fee) from the portfolio, divided by the number of units in issue.
6. Different classes of participatory interests apply to this fund and are subject to different fees and charges.
7. Performance is shown for the most expensive class of the Fund and individual investor performance may differ as a result of initial fees, actual investment date, date of any subsequent reinvestment and any dividend withholding tax.
8. A schedule of fees, charges and minimum commissions is available on request from Cadiz Collective Investments.
9. Commissions and incentives may be paid, and if so, are included in the overall costs.
10. The manager has the right to close the portfolio to new investments in order to manage it more efficiently in accordance with the mandate.
11. Cadiz Collective Investments' portfolios are valued daily at 15:00. Instructions must reach Cadiz Collective Investments before 14:00 (11:00 for Cadiz Money Market Fund) to ensure same day value.
12. Transaction costs are necessary costs in administering the fund and impacts the fund returns. They should be considered in isolation as returns may be impacted by many factors over time including market returns, type of fund, the investment decisions of the investment manager and TER.

IMPORTANT INFORMATION FOR INVESTORS:

Total Expense Ratio (TER)

- TER is a measure of a fund's expenses relating to administration of the portfolio expressed as a percentage of the average daily value of the fund over a three year period. A higher TER does not necessarily imply a poor return, nor does a low TER imply a good return.
- The sum of the TER and transaction costs is shown as the Total Investment Charge. Since Fund returns are quoted after the deduction of these expenses, the TER and Transaction costs should not be deducted again from the published returns.

Regulation 28 Compliance

- Where indicated the fund is managed to comply with Regulation 28 of the Pension Funds Act. Exposures in excess of the limits will be corrected immediately, except where, due to a change in the fair value or characteristic of an asset, e.g. market value fluctuations, in which case they will be corrected within a reasonable time period.
- The Management Company does not monitor compliance by retirement funds with section 19(4) of the Pension Funds Act (item 6 of Table 1 to Regulation 28).

Foreign investment risk

The portfolio may include underlying foreign investments. Fluctuations or movements in exchange rates may cause the value of the underlying foreign investments to go up or down. The underlying foreign investments may be adversely affected by political instability as well as exchange controls, changes in taxation, foreign investment policies, restrictions on repatriation of investments and other restrictions and controls that may be imposed by the relevant authorities in the relevant countries.

Derivative risk

The use of derivatives may increase the overall risk in the Fund by multiplying the effect of gains and losses.

Maximum drawdown

- A maximum drawdown is the maximum loss from peak to trough of a portfolio.
- It is an indicator of downside risk over a specified time period.

Sharpe ratio

The sharpe ratio is the average return earned in excess of one risk-free rate per unit of volatility or total risk.

Risks associated with investing in fixed interest and Money Market investments

- A money market fund is not a bank deposit account.
- Fluctuations in the market value of the securities in which a fixed income fund invests may have a negative impact on the fund. The income instruments are likely to be especially sensitive to changes in interest rates or changes in the market participants' expectations of how interest rates will change in future.
- There is a risk that certain corporate and other counterparties with whom the manager invests or through whom the manager transacts run into financial difficulty, and are unable to honour their commitments in full, which will lead to a potential loss of capital.
- There is a risk that in a high inflation environment, the securities in the Fund may appreciate at a rate lower than the inflation rate, and as such, the purchasing power of an investor's capital may decline.

Complaints

Cadiz Collective Investments are committed to handling client complaints in a timely and fair manner and has implemented systems and procedures to satisfy this commitment. The detailed Complaints Handling and Resolution Procedure is available on the website, or can be requested directly from the manager. A complaint should be lodged in writing with the Compliance Officer at investorservices@cadiz.co.za

An investor can obtain, free of charge, additional information on the proposed investment including, but not limited to, brochures, application forms and the annual report and any half-yearly report.

About the Management Company

Cadiz Collective Investments (RF) (Pty) Ltd – Co. Reg. NO 2004/032263/07, is registered as a management company under the Collective Investment Schemes Control Act 45 of 2002. It operates 6 unit trust portfolios under the Cadiz Unit Trust scheme, and is supervised by the Financial Services Board ("FSB").

CONTACT DETAILS

A PO Box 44547, Claremont, 7735 | Alphen Estate, Alphen Drive, Contantia 7806 | T 08000 CADIZ (22349) | F 0861 022 349 | E investorservices@cadiz.co.za | www.cadiz.co.za

Disclaimer: This document is for information only and does not constitute advice or a solicitation for funds. No warranty, expressed or implied, as to the accuracy, timeliness, completeness, merchantability or fitness for any particular purpose of any such information is given or made by Cadiz in any form or manner whatsoever. Investors should note that the value of an investment is dependent on numerous factors which may include, but not limited to, share price fluctuations, interest and exchange rates and other economic factors. Performance is further affected by uncertainties such as changes in government policy, taxation and other legal or regulatory developments.

Collective Investment Schemes in Securities (unit trusts) are generally medium- to long-term investments. The value of participatory interests (units) may go down as well as up and past performance is not necessarily a guide to the future. Unit trusts are traded at ruling prices and can engage in scrip lending and borrowing. Unit trust prices are calculated on a net asset value basis, which is the total value of all assets in the portfolio including any income accruals and less any permissible deductions (brokerage, UST, VAT, auditor's fees, bank charges, trustee and custodian fees and the annual management fee) from the portfolio, divided by the number of units in issue. A schedule of fees, charges and maximum commissions is available on request from Cadiz Collective Investments. Commission and incentives may be paid, and if so, are included in the overall costs. Portfolios may be closed. Forward pricing is used. Cadiz Collective Investments' portfolios are valued daily at 15:00. Instructions must reach Cadiz Collective Investments before 14:00 (11:00 for Cadiz Money Market Fund) to ensure same day value. Cadiz Collective Investments (RF) (Pty) Ltd – Co. Reg. No. 2004/032263/07. Address: PO Box 816, Constantia, 7848. A member of the Association of Savings & Investment South Africa. Trustees: ABSA Capital Investor Services, Cadiz Funds (Pty) Ltd an authorised financial services provider (PSP 45442)